



Self-Determination Advisory Committee (SDAC) Meeting Agenda

December 2, 2024

5:00 PM to 7:00PM

Teleconference via Zoom Webinar

<https://us02web.zoom.us/j/87481900522?pwd=WGpEVnRUZ283UIhqGtPSIJLaE9Udz09>

Passcode: 062916

Or Telephone:

Dial (for higher quality, dial a number based on your current location):

Webinar ID: 874 8190 0522

Passcode: 062916

International numbers available: <https://us02web.zoom.us/j/87481900522?pwd=WGpEVnRUZ283UIhqGtPSIJLaE9Udz09>

Pursuant to Government Code Sections 11123.1 and 11125(f), individuals with disabilities who require accessible alternative formats of the agenda and related meeting materials and/or auxiliary aids/services to participate in the meeting should contact Isis Rasmussen at (661) 873-4575 or email at isis.rasmussen@kernrc.org

AGENDA

1) Call to Order

2) Establish of Quorum:

- This means at one more than half of the committee members needs to be present for votes to occur. That means three committee members need to be present to vote, but the committee can discuss and solve problems without voting on anything.
- There are five members of this committee:
 - Sandra Van Scotter, chair (SCDD appointee)
 - Rick Wood, co-chair (SCDD appointee)
 - Erica Clark (OCRA representative, required by statute),
 - Norma Tuiasosopo (Family Resource Center representative- Exceptional Families Center, required by statute)
 - Lorie Stewart (SCDD appointee)
- If you are interested in serving, please contact KRC's Enrique Roman, Enrique.Roman@kernrc.org or SCDD's Yolanda Cruz, Yolanda.Cruz2@scdd.ca.gov to volunteer.

3) Additional Items: Discussion items can be added. Items added here cannot be voted on today.

You can also mention things you would like focused on at a future meeting.

4) Public Comment: Comments about items not on the agenda are welcome! If your concern/topic is on the agenda, please join the discussion and add your thoughts there, too.

5) Approval of Minutes for SDLVAC Meeting November 4, 2024, (Attachment 1)

Action

6) Status of SDP (Wood/all)

- Updates on SDP at KRC and statewide
 - a. Celebrations (all)
 - b. Obstacles (all)
 - c. Directives (Wood/all)
 - d. Statewide Committee updates (Wood)

Discussion

7) KRC Updates

Discussion

- a) Self-Determination Program Enrollment
- b) General Updates on the Self-Determination Program
- c) *Data request: Presentation and Discussion of the obstacles in the transition to SDP –*
 - I. SDP Enrollment summary (Participant Choice Specialists)
 - II. Orientation completions (demographic data: ethnicity, location, and language group)

8) Topics for Next Meeting

Discussion

- Members of the public – suggestions welcome

Upcoming meeting,

2025 SDPLVAC meeting schedule:

January 6, 2025	February 3, 2025	March 3, 2025	April 7, 2025
May 5, 2025	June 2, 2025	July 7, 2025	August 4, 2025
September 8, 2025	October 6, 2025	November 3, 2025	December 1, 2025

9) Adjournment

Attachment 1

Attachment 1

KERN REGIONAL CENTER SELF-DETERMINATION ADVISORY COMMITTEE
MEETING MINUTES
November 4, 2024

1. Meeting called to order by Sandra Van Scotter at 5:04 p.m.
2. Quorum Established. Present were Sandra Van Scotter, Rick Wood, Erica Clark, Norma Tuiasosopo and Lorie Stewart.
3. Additional Items: Sandra explained the SSDAC and KRC LVAC acronyms.
4. Public Comment. None.
5. Approval of Minutes. September 9, 2024: Jeff Ibes's last name (Ibes) was added to a blank in the draft minutes. Community Integration Specialists' name was corrected, as it was misspelled in the draft minutes. Upon Motion by Rick and seconded by Norma, the minutes, as amended/corrected, were passed by acclamation. October 7, 2024: in section 6.c, "grand" was changed to "grant" and "Judge" was changed to "Judy." Melanie Waters advised that her report on implementation funding expenditures was from the grantees' reports. Upon motion by Lorie and seconded by Norma, the minutes, as amended/corrected, were approved by the vote of all members except for Rick, who abstained.
6. Status of SDP.

Updates: Sandra announced that DDS added updates to its Ombudsperson page on its website, which include new tabs and a more user-friendly format; there are now 21 FMS's on DDS's SDP webpage.

a. Celebrations. Enrique Roman announced that Ally will host the first in-person orientations in English and Spanish on November 6 at KRC Malibu Room. Rick reported his recent experience with problem-solving conference with GT Independence was positive. More details at the next meeting; the Bishop office of KRC will hold an open house on November 6 from 1-4 pm. Sandra announced the reformation of the KRC client advisory committee which will hold an open house at KRC on November 7.

b. Obstacles. Rick reported that GT Independence described the SDP in CA as more complicated than in the 16 other states in which it serves as FMS. Sandra described unintended consequences of sole employer legal requirements, such as business license requirements.

c. Directives. None since 07-24 but other directives impact SDP: implicit bias training, or how we come to see things, interpret what we see based on our cultural experience.

Shannon Lueck presentation. KRC is one of the first RCs to schedule and complete implicit bias training including first Course 4 program in February 2024. Equity presents other courses (7 total) through LMS. Program will repeat in early 2025. KRC also does cultural competency training. Both of these trainings plus person-centered thinking fit into IPP trainings. Sandra reported that vendor rates are posted on the DDS website, as well as DDS provider directory, rate reform, source codes. Enrique reported that rate reform impacts RC providers—will need clarification; reform brings up rates but does not look forward to the future.

d. Rick reported that there will be a SSDAC Town Hall on December 4 for public to comment; SSDAC now has dedicated full-time staff; summary of best practices efforts by SSDAC which will continue to be posted on its website at SCDD.

7. KRC Updates. Copies of surveys re: implementation funds expenditures/reports from Melanie Waters attached (Attachment A).

Shannon Leek, KRC training and information manager, presented changes to the KRC website, including a more prominent place for the SDP. The learning portal allows participants/users to attend SDP courses and receive certificates and displays agendas, minutes, upcoming events.

Enrique presented staffing updates, including that recruitment for a director of client services and SDP program manager; an update of enrollment numbers will be provided at the December, 2024 meeting; a great presentation on KRC demographics re: ethnicity, language, caregiver language was made, showing a rich, diverse population (Attachment B); he will present an update on outreach efforts at the December meeting; beginning January, 2025, a new signature page on each participant's IPP will be included acknowledgement of a SDP discussion and option to enroll. By the end of 2025 all participants will have been exposed to the SDP.

Tomas Cubias reported that the SDP video is on hold due to DDS developing language re: the use of AI language to inform the public.

Proposed dates for 2025 LVAC meetings were approved as set forth in the agenda.

8. Next Meeting: December 2, 2024. Topics to include the standard topics each month. Melanie reminded the committee of year-5 implementation funding, to be initially discussed at the January 6, 2025 meeting.

9. Adjournment. 7:02 p.m.

Attachment A

Attachment A

Melanie Waters Summary

Attachment A

Total of invoices submitted to KRC's accounting department is as follows:

- ALLY – \$21,135.00 (as of 10-31-24)
 - Total awarded - \$51,524.99
- Community Integration Specialists/CIS - \$6,187.50 (as of 10-31-24)
 - Total awarded - \$26,500.00
 - \$3650.00 invoice received recently, pending review.

Oct 2024 report for ALLY (Ally Comprehensive Services)

Actively coaching 20 individuals – 18 individuals identify as Hispanic/Latino, 1 individual identifies as Caucasian, 1 individual identifies as African/American.

Group In -Person Orientation sessions being offered in English and Spanish at KRC on 11-6-24

Oct 2024 report for CIS (Community Integration Specialists)

Actively coaching 11 individuals - 2 individuals identify as Native American and Hispanic, 5 identify as Caucasian, 3 identify as Hispanic and 1 identifies as Non- White.

CIS will reach 100% of goal stated in RFP – transitioning 12 KRC clients into SDP

Attachment B

Attachment B



Kern Regional Center

Self-Determination Local Volunteer Advisory Committee

Client Demographics: Bakersfield

“Status 2” population at Kern Regional Center

Currently there are 11,856 clients at Kern Regional Center with a case management Status 2 designation.

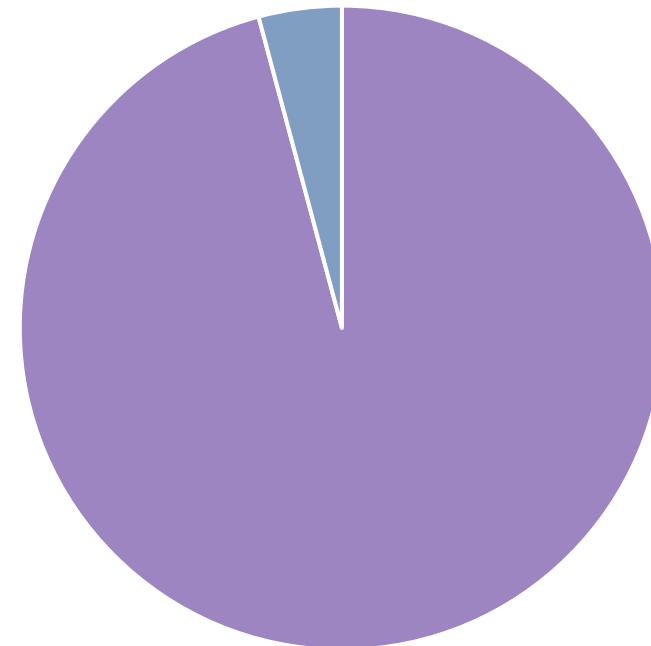
This total does not include the 200 clients currently enrolled in the Self-Determination program.

In essence, we have the potential to enroll 11,856 clients into SDP!

The communities represented in this presentation total 2,796 clients.

Arvin: Ethnicity

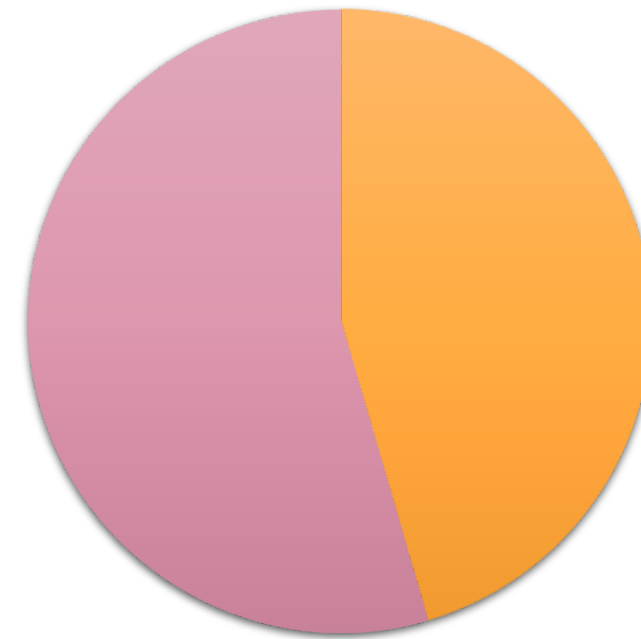
African American	4	<1%
Asian Indian	1	<1%
Other	3	<1%
Other Asian	1	<1%
Spanish/Latin	225	92%
White	11	4%



■ African American ■ Asian Indian ■ Other ■ Other Asian ■ Spanish/Latin ■ White

Arvin: Client Language

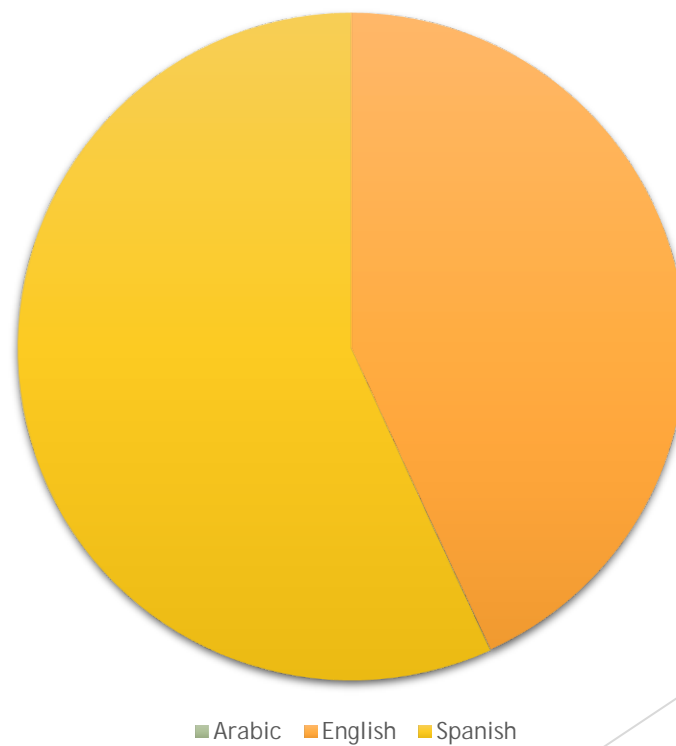
Arabic	1	<1%
English	110	45%
Other Sign Language	2	<1%
Spanish	132	54%



■ Arabic ■ English ■ Other Sign Language ■ Spanish

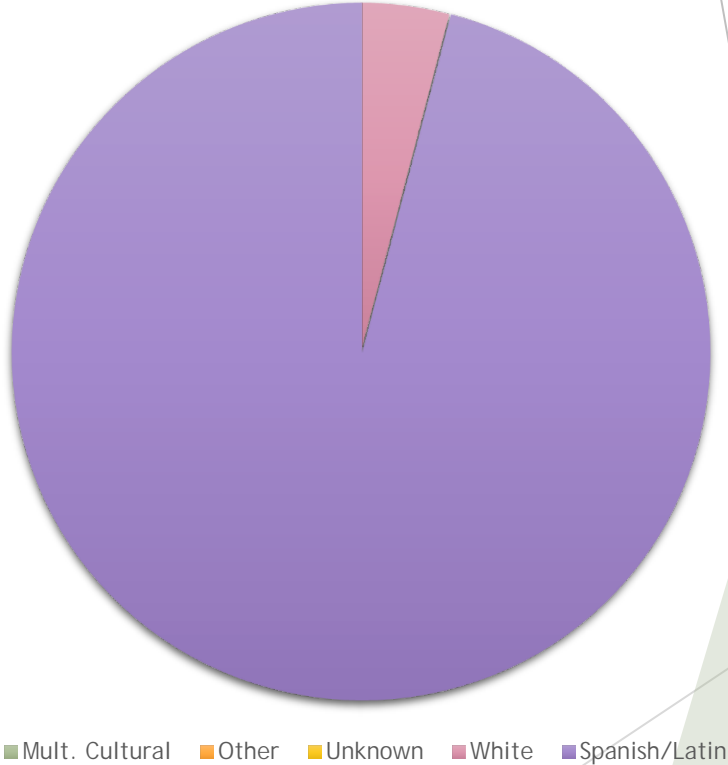
Arvin: Caretaker Language

Arabic	2	<1%
English	101	41%
Spanish	132	54%



Lamont: Ethnicity

Mult. Cultural	1	<1%
Other	1	<1%
Unknown	1	<1%
White	6	4%
Spanish/Latin	137	94%



Lamont: Client Language

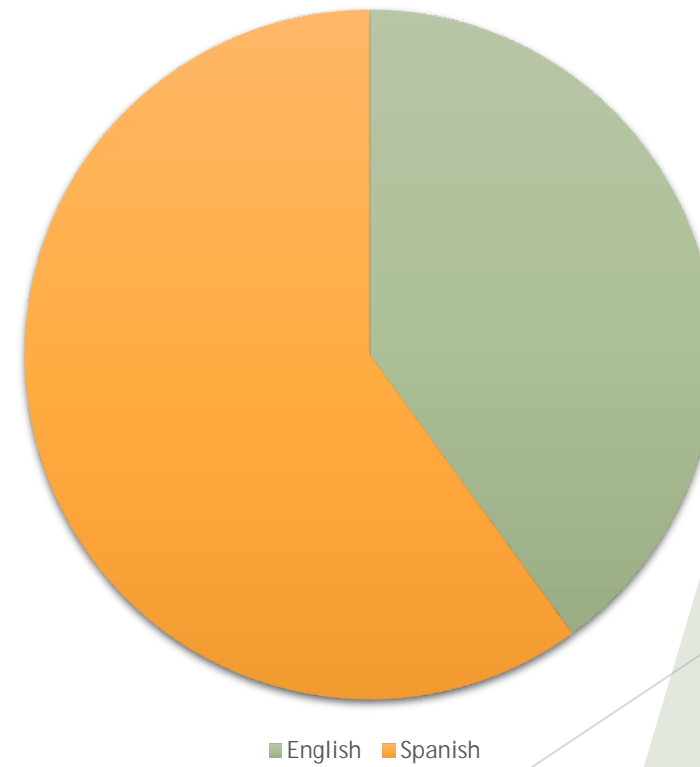
Other Sign Language	2	1%
English	71	49%
Spanish	73	50%



■ Other Sign Language ■ English ■ Spanish

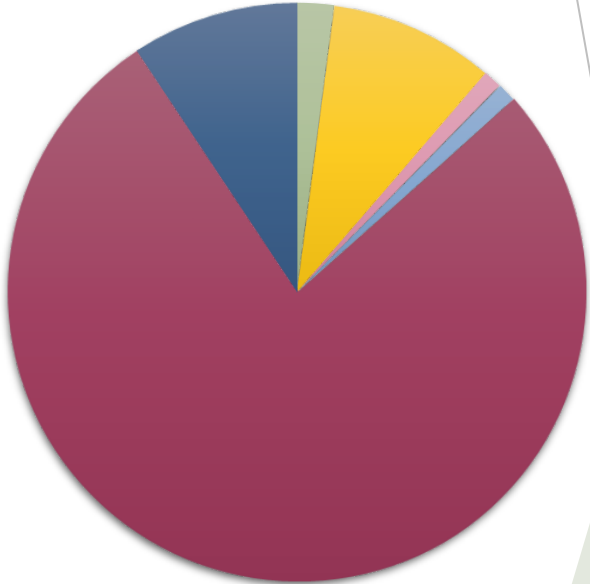
Lamont: Caretaker Language

English	58	40%
Spanish	88	60%



Delano: Ethnicity

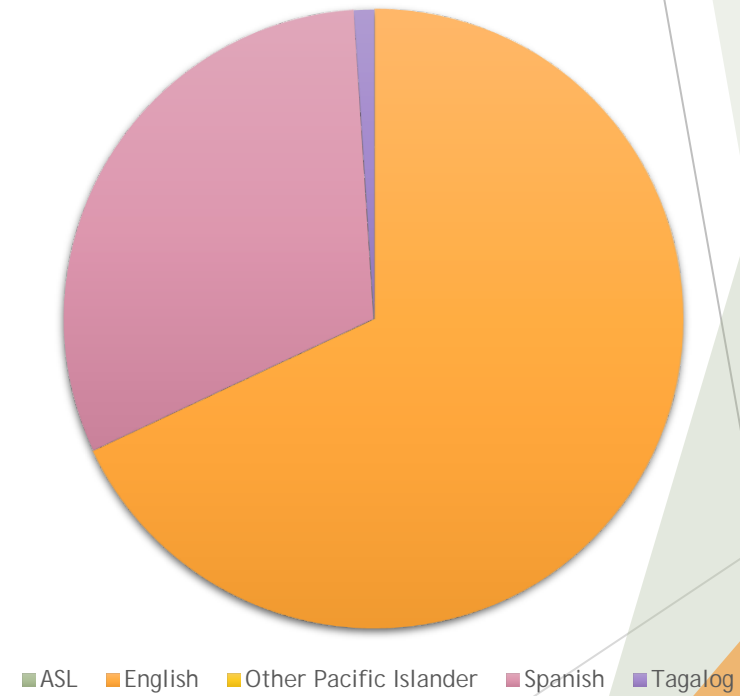
African American	11	2%
Asian Indian	2	<1%
Filipino	51	9%
Mult.Cultural	8	1%
Native American	1	<1%
Other	8	1%
Other Asian	2	<1%
Other Pacific Islander	1	<1%
Samoan	2	<1%
Spanish/Latin	405	75%
Unknown	1	<1%
White	50	9%



- African American
- Asian Indian
- Filipino
- Mult.Cultural
- Native American
- Other
- Other Asian
- Other Pacific Islander
- Samoan
- Spanish/Latin
- Unknown
- White

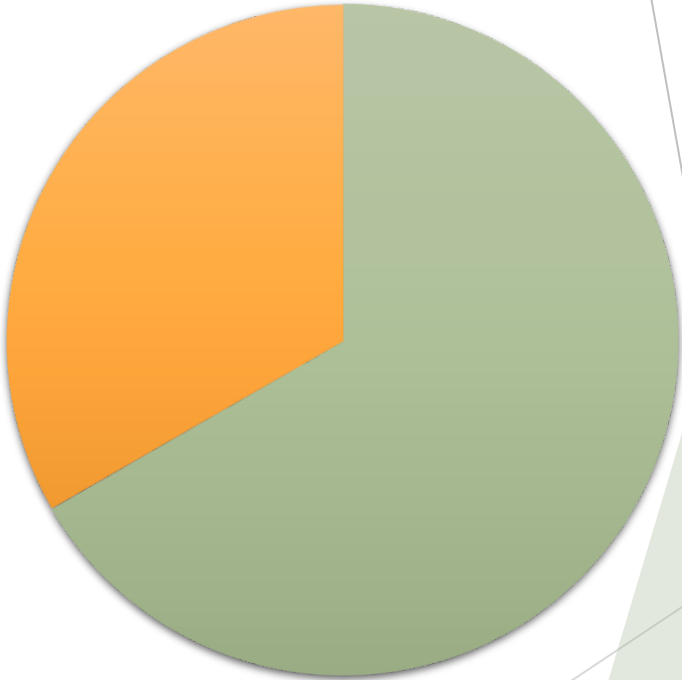
Delano: Client Language

ASL	1	<1%
English	367	68%
Other Pacific Islander	1	<1%
Spanish	167	31%
Tagalog	6	1%



Delano: Caretaker Language

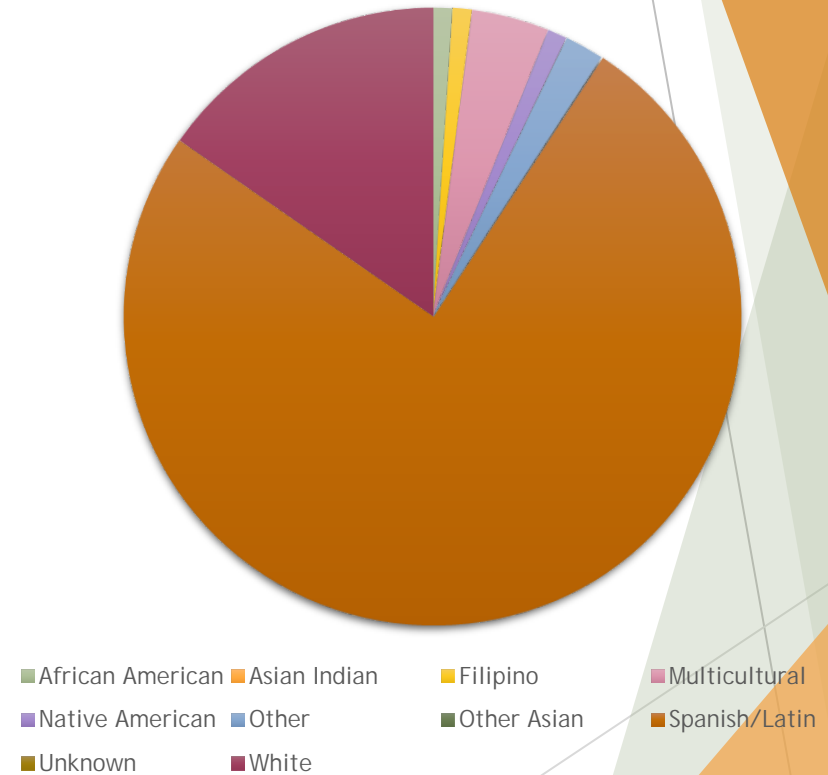
English	360	66%
Spanish	179	33%
Tagalog	3	<1%



■ English ■ Spanish ■ Tagalog

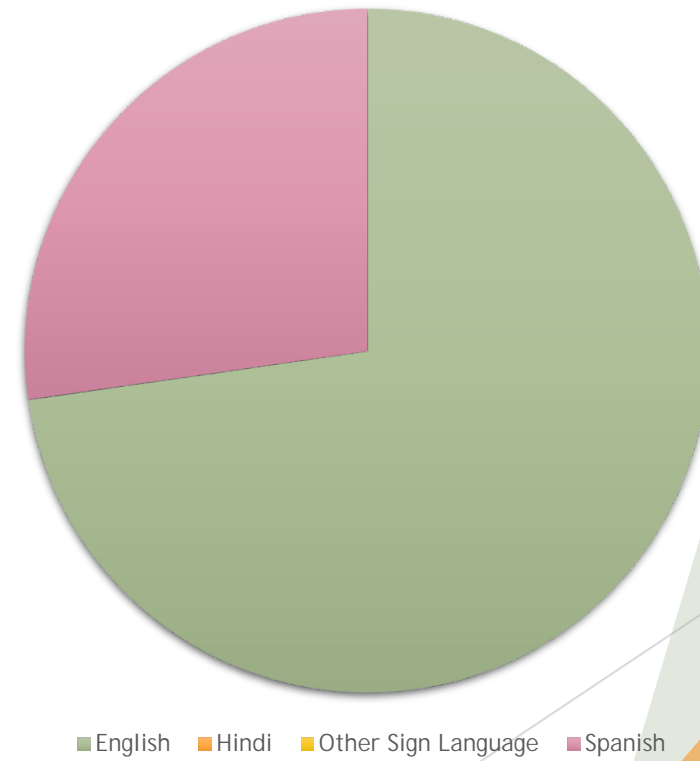
Shafter: Ethnicity

African American	4	1%
Asian Indian	2	<1%
Filipino	3	1%
Multicultural	13	4%
Native American	4	1%
Other	8	2%
Other Asian	1	<1%
Spanish/Latin	239	74%
Unknown	1	<1%
White	47	15%



Shafter: Client Language

English	231	72%
Hindi	1	<1%
Other Sign Language	2	<1%
Spanish	88	27%



Shafter: Caretaker Language

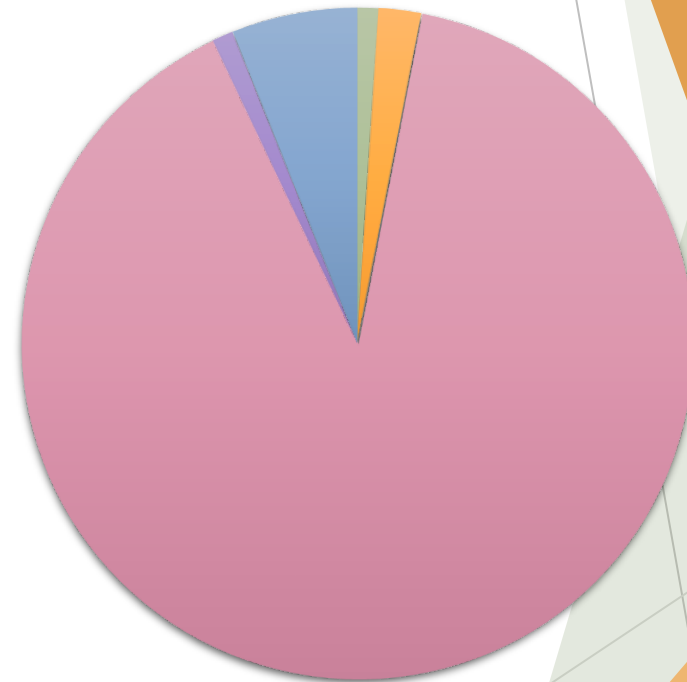
English	220	68%
Hindi	1	<1%
Spanish	101	31%



English Hindi Spanish

McFarland: Ethnicity

African American	1	<1%
Filipino	2	1%
Mult. Cultural	3	2%
Other	1	<1%
Spanish/Latin	163	89%
Unknown	2	1%
White	11	6%



■ Filipino ■ Mult. Cultural ■ Other ■ Spanish/Latin ■ Unknown ■ White ■

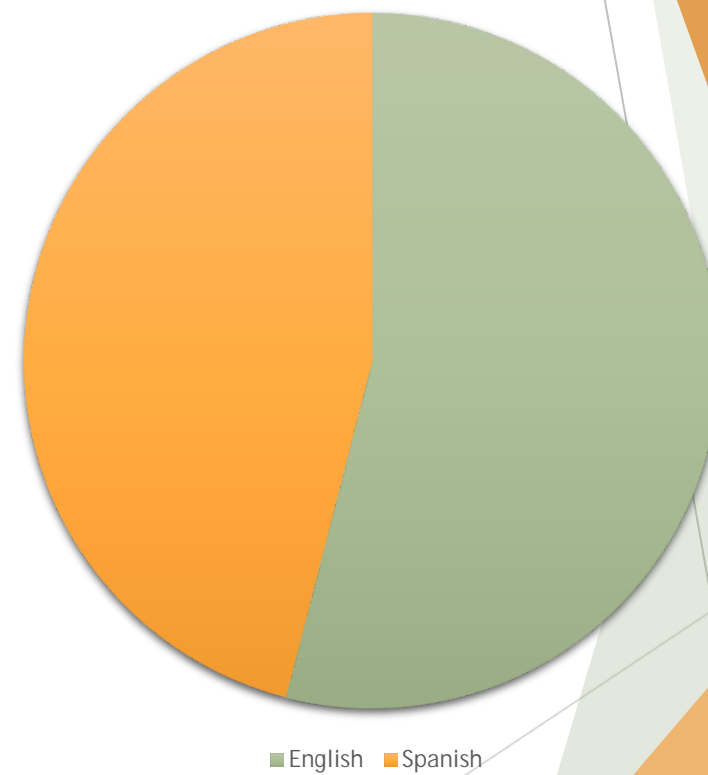
McFarland: Client Language

English	115	63%
Other Sign Language	1	<1%
Spanish	67	37%



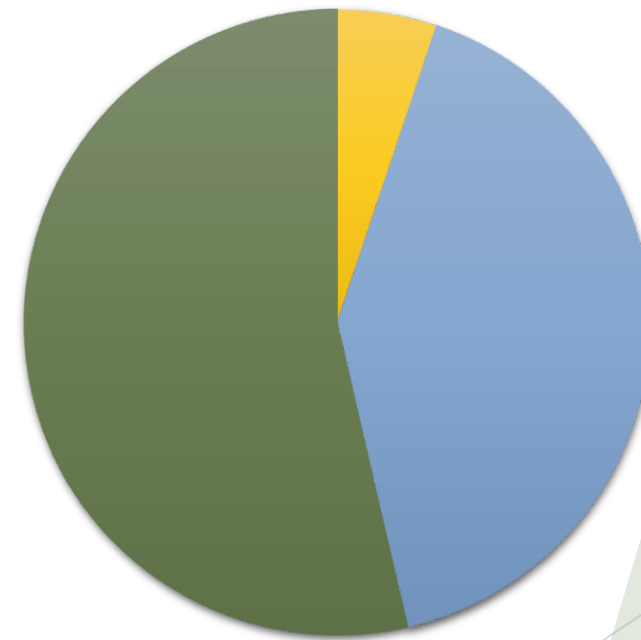
McFarland: Caretaker Language

English	99	54%
Spanish	84	46%



Taft: Ethnicity

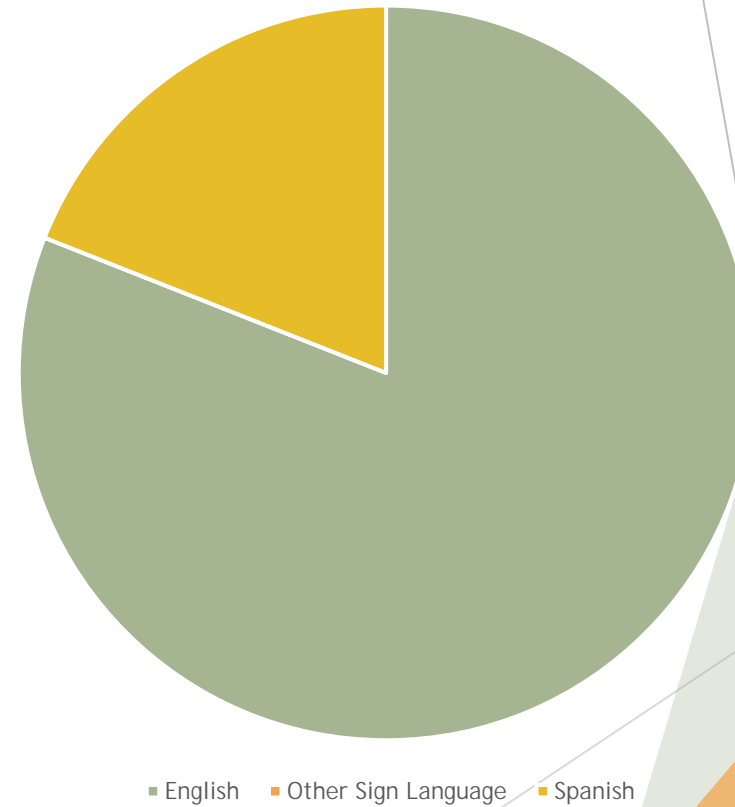
African American	1	<1%
Filipino	1	<1%
Mult. Cultural	10	5%
Other	2	<1%
Other Asian	1	<1%
Spanish/Latin	85	40%
White	110	52%



■ African American ■ Filipino ■ Mult. Cultural ■ Other
■ Other Asian ■ Spanish/Latin ■ White

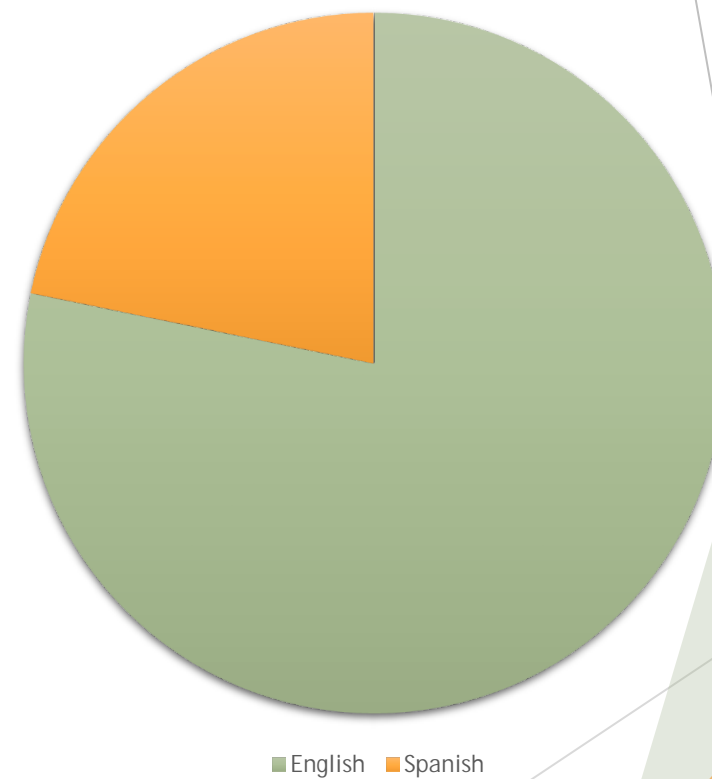
Taft: Client Language

English	170	81%
Other Sign Language	1	<1%
Spanish	39	19%



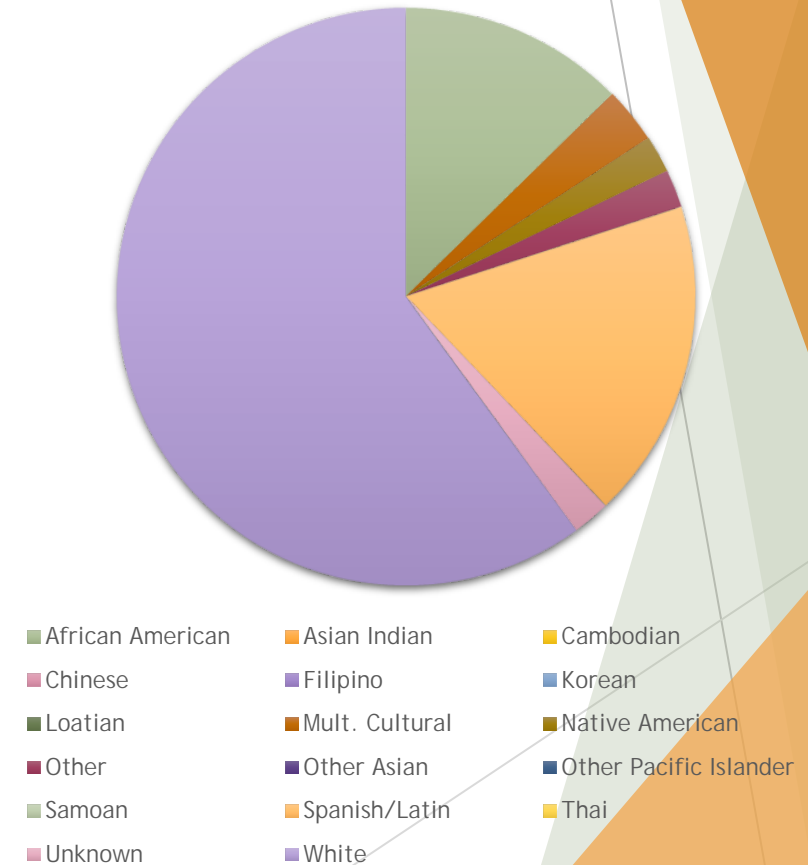
Taft: Caretaker Language

English	165	79%
Spanish	45	22%



Ridgecrest: Ethnicity

African American	52	12%
Asian Indian	2	<1%
Cambodian	2	<1%
Chinese	2	<1%
Filipino	4	<1%
Korean	1	<1%
Loatian	3	<1%
Mult. Cultural	13	3%
Native American	7	2%
Other	8	2%
Other Asian	2	<1%
Other Pacific Islander	1	<1%
Samoaan	2	<1%
Spanish/Latin	73	17%
Thai	1	<1%
Unknown	10	2%
White	246	57%



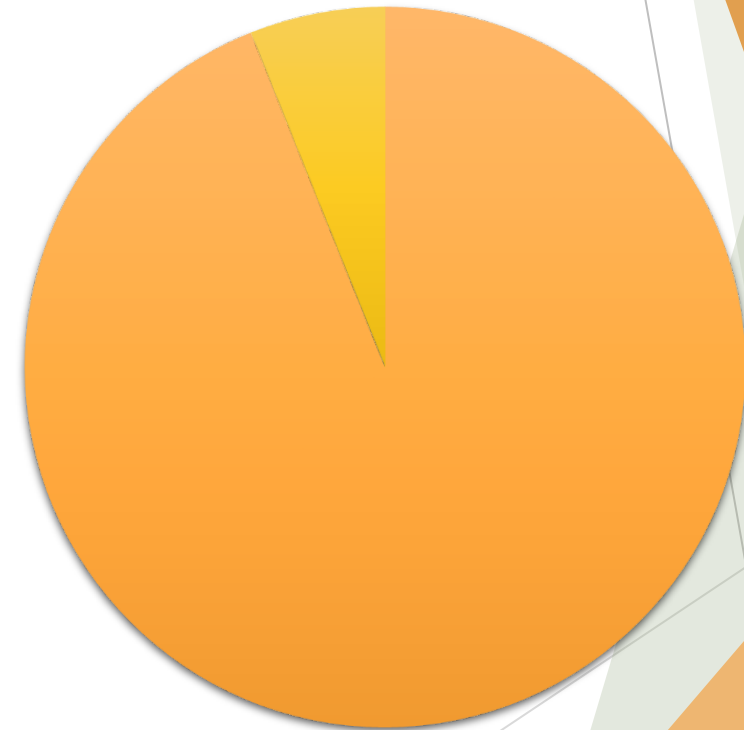
Ridgecrest: Client Language

Other	1	<1%
ASL	3	<1%
English	398	93%
Korean	1	<1%
Spanish	25	6%
Urdu	1	<1%



Ridgecrest: Caretaker Language

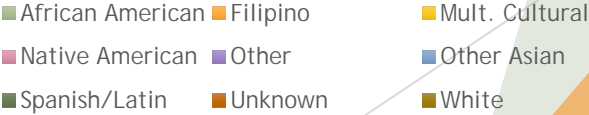
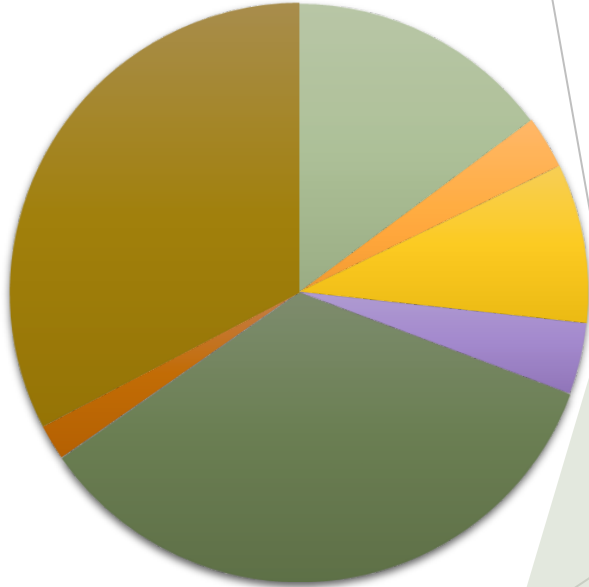
Other	2	<1%
English	398	93%
Spanish	27	6%
Urdu	1	<1%
Mandarin	1	<1%



Other English Spanish Urdu Mandarin

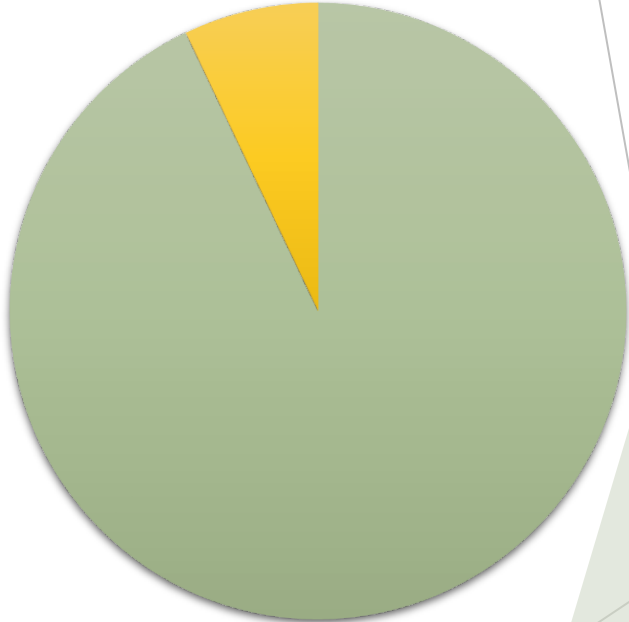
Rosamond: Ethnicity

African American	33	15%
Filipino	6	3%
Mult. Cultural	20	9%
Native American	1	<1%
Other	8	4%
Other Asian	1	<1%
Spanish/Latin	80	35%
Unknown	4	2%
White	74	33%



Rosamond: Client Language

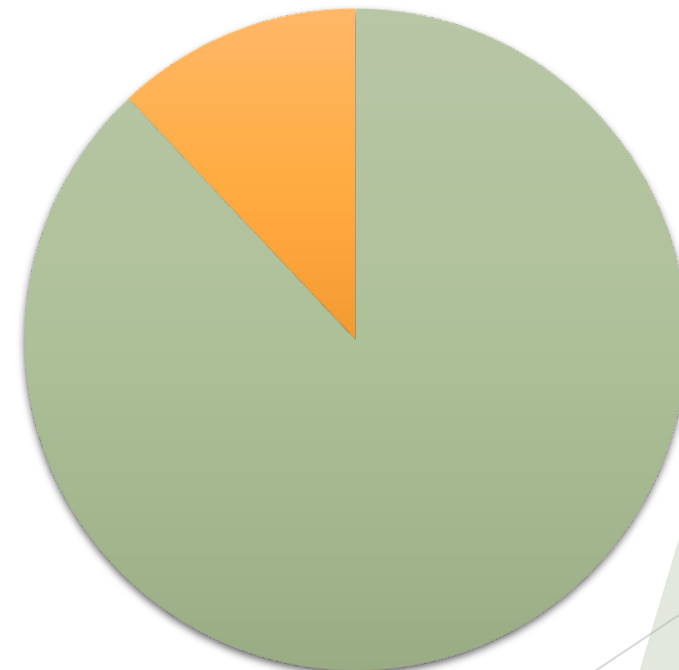
English	209	92%
Portugese	1	<1%
Spanish	17	7%



English Portugese Spanish

Rosamond: Caretaker Language

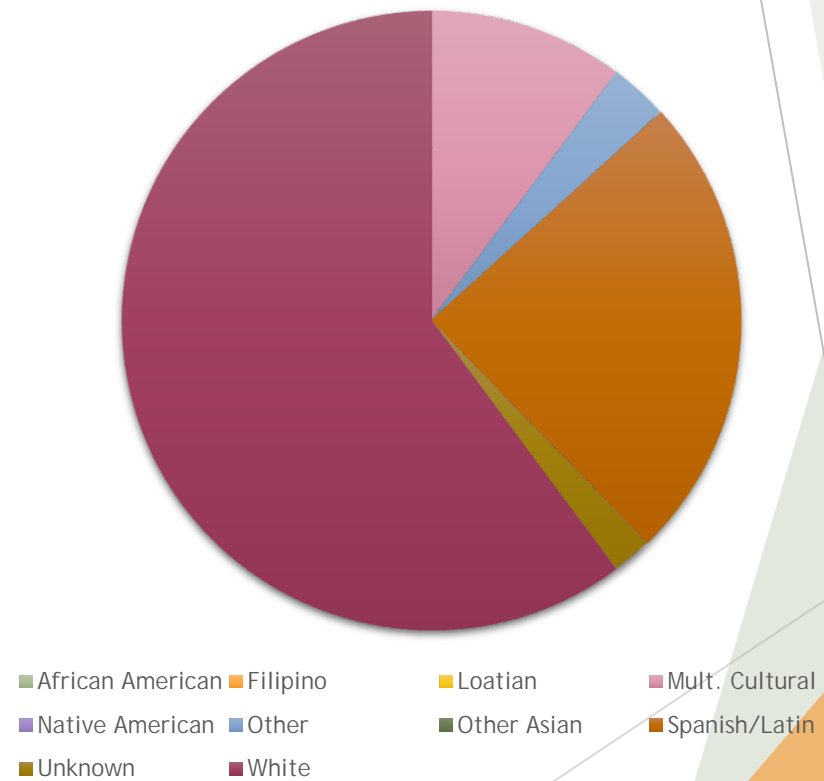
English	200	88%
Spanish	27	12%



■ English ■ Spanish

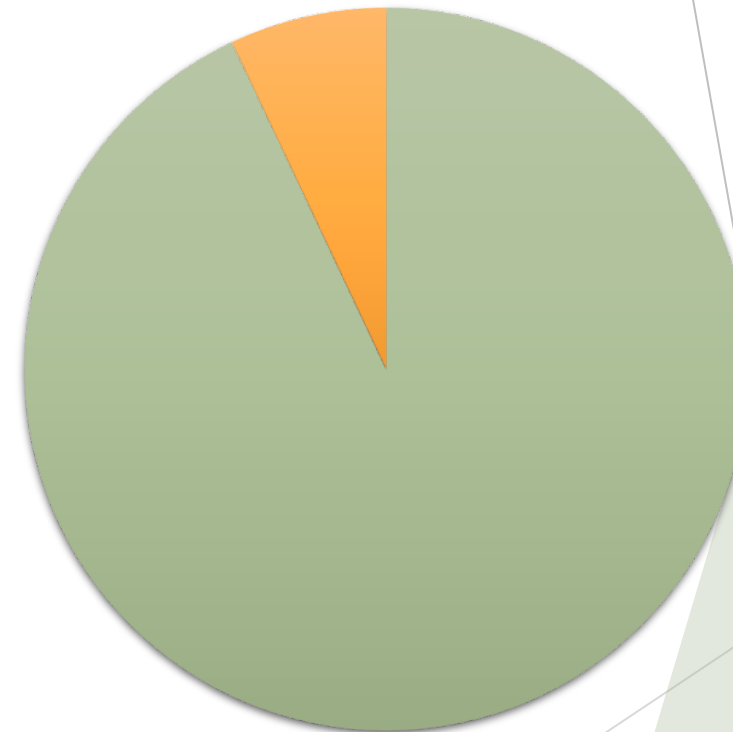
Tehachapi: Ethnicity

African American	2	<1%
Filipino	1	<1%
Loatian	1	<1%
Mult. Cultural	25	10%
Native American	1	<1%
Other	9	3%
Other Asian	2	<1%
Spanish/Latin	63	24%
Unknown	4	2%
White	155	59%



Tehachapi: Client Language

English	245	93%
Spanish	18	7%



■ English ■ Spanish

Tehachapi: Caretaker Language

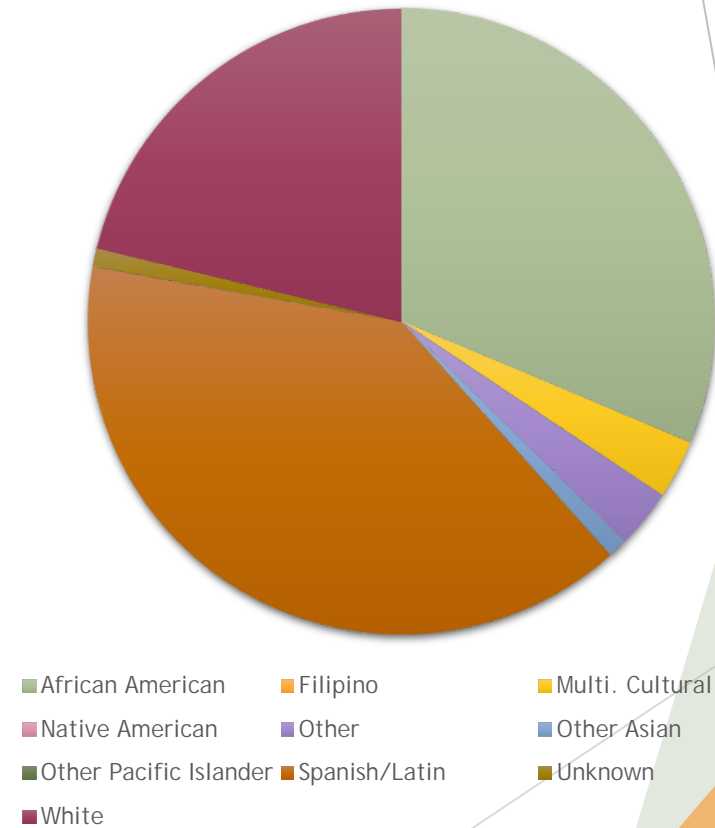
English	241	92%
Spanish	21	8%
Somali	1	<1%



■ English ■ Spanish ■ Somali

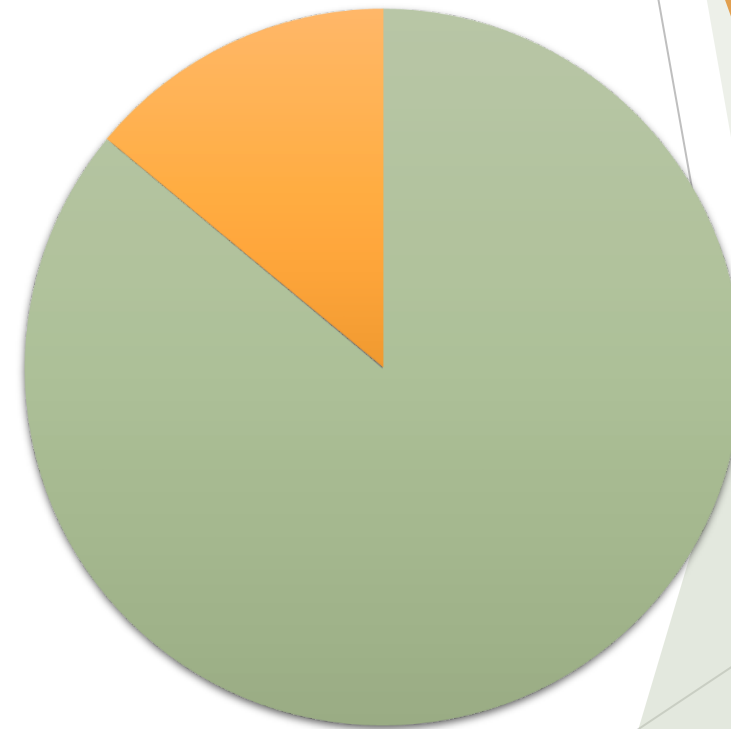
California City: Ethnicity

African American	59	31%
Filipino	1	<1%
Multi. Cultural	5	3%
Native American	1	<1%
Other	5	3%
Other Asian	2	1%
Other Pacific Islander	1	<1%
Spanish/Latin	73	39%
Unknown	2	1%
White	39	21%



California City: Client Language

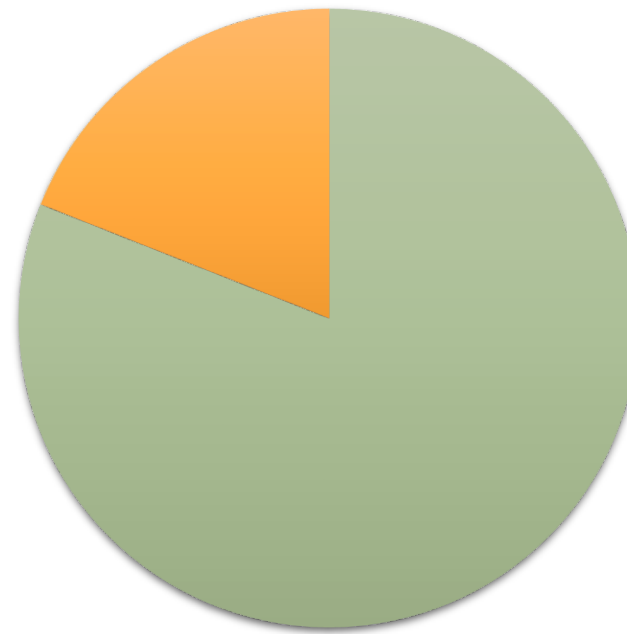
English	161	86%
Spanish	27	14%



■ English ■ Spanish

California City: Caretaker Language

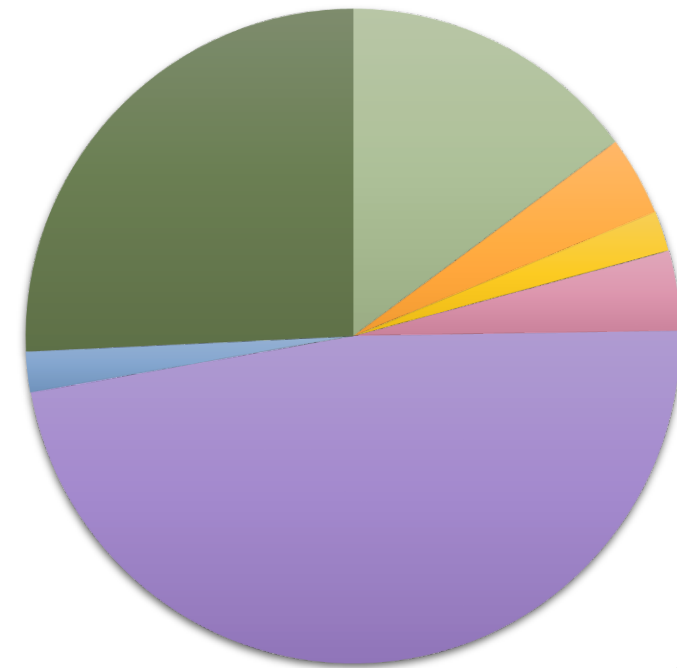
English	153	81%
Spanish	35	19%



■ English ■ Spanish

Mojave: Ethnicity

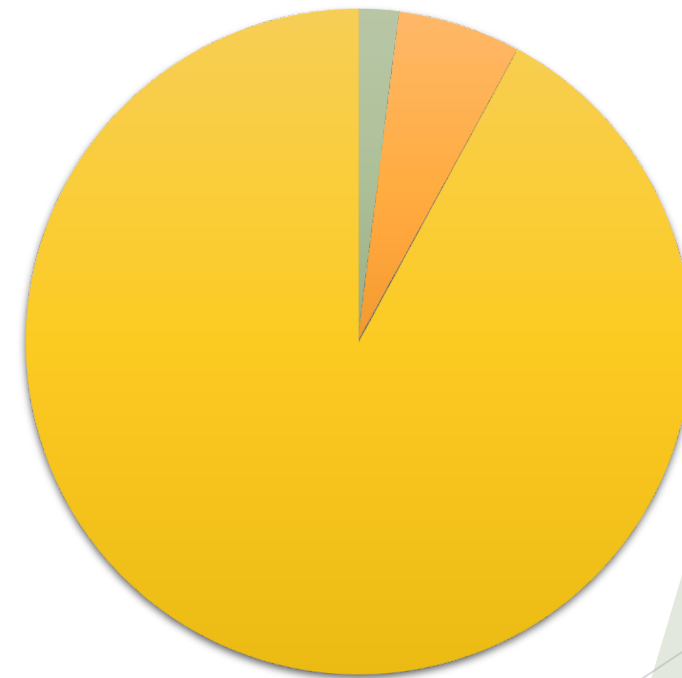
African American	8	15%
Mult. Cultural	2	4%
Native American	1	2%
Other	2	4%
Spanish/Latin	26	48%
Unknown	1	2%
White	14	26%



■ African American ■ Mult. Cultural ■ Native American ■ Other
■ Spanish/Latin ■ Unknown ■ White

Mojave: Client Language

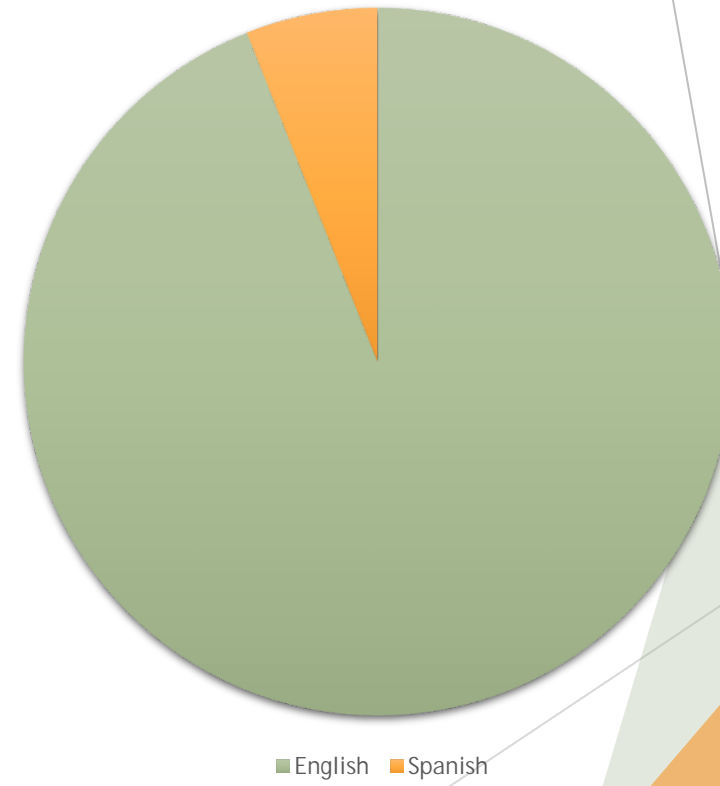
Other Sign Language	1	2%
Spanish	3	6%
English	50	93%



■ Other Sign Language ■ Spanish ■ English

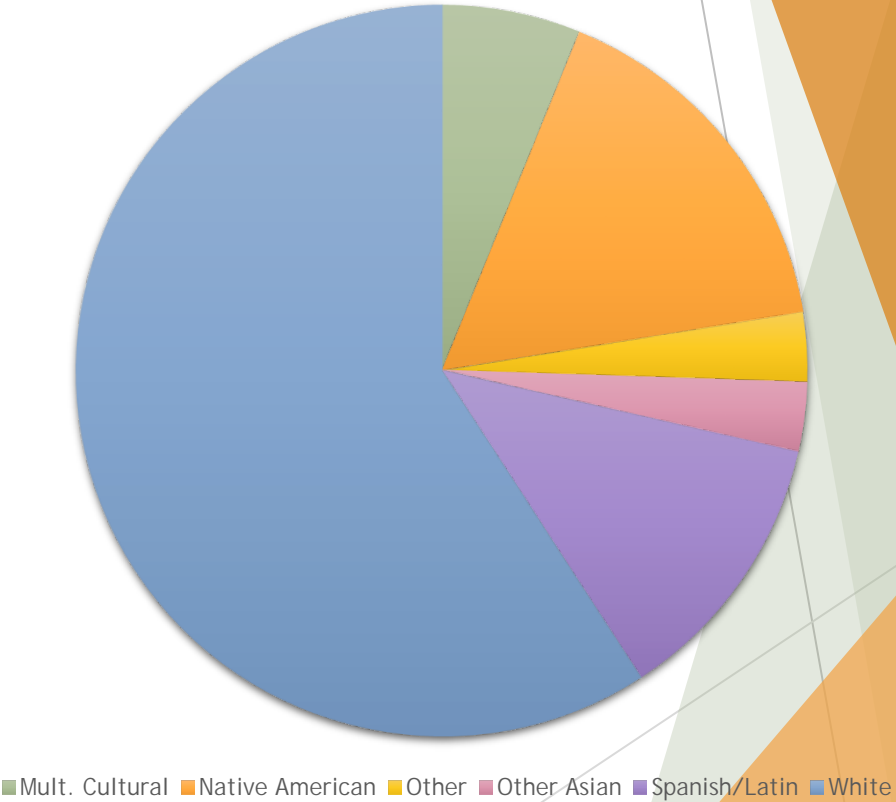
Mojave: Caretaker Language

English	51	94%
Spanish	3	6%



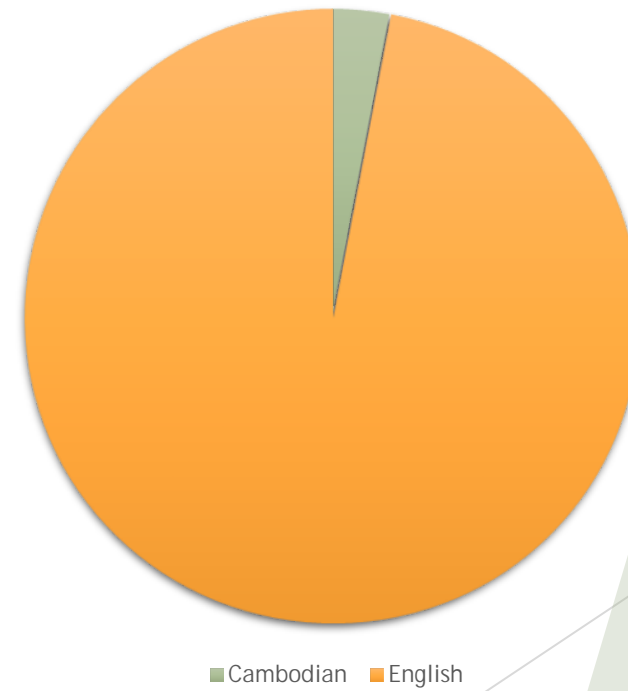
Bishop: Ethnicity

Mult. Cultural	2	6%
Native American	5	16%
Other	1	3%
Other Asian	1	3%
Spanish/Latin	4	12%
White	19	58%



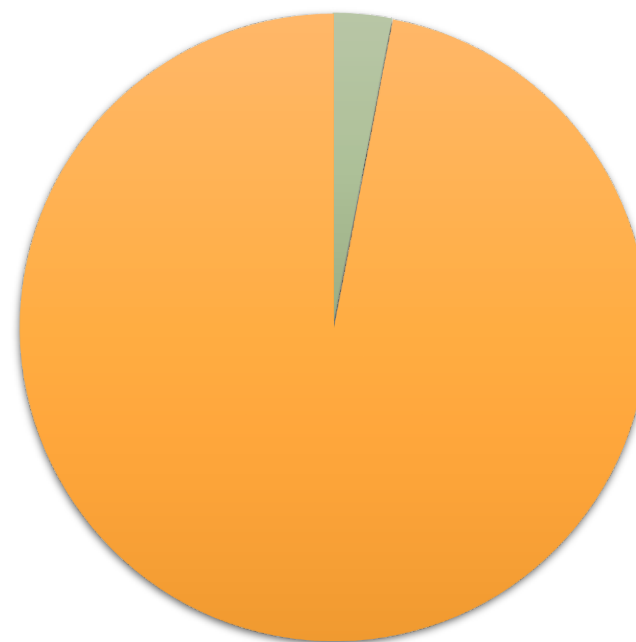
Bishop: Client Language

Cambodian	1	3%
English	32	97%



Bishop: Caretaker Language

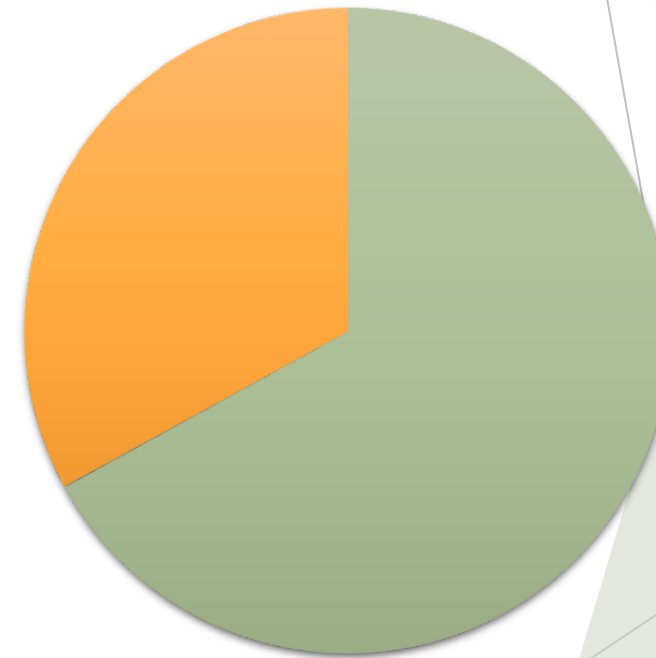
Cambodian	1	3%
English	31	97%



■ Cambodian ■ English

Mammoth Lakes: Ethnicity

Spanish/Latin	6	67%
White	3	33%



■ Spanish/Latin ■ White

Mammoth Lakes: Client Language

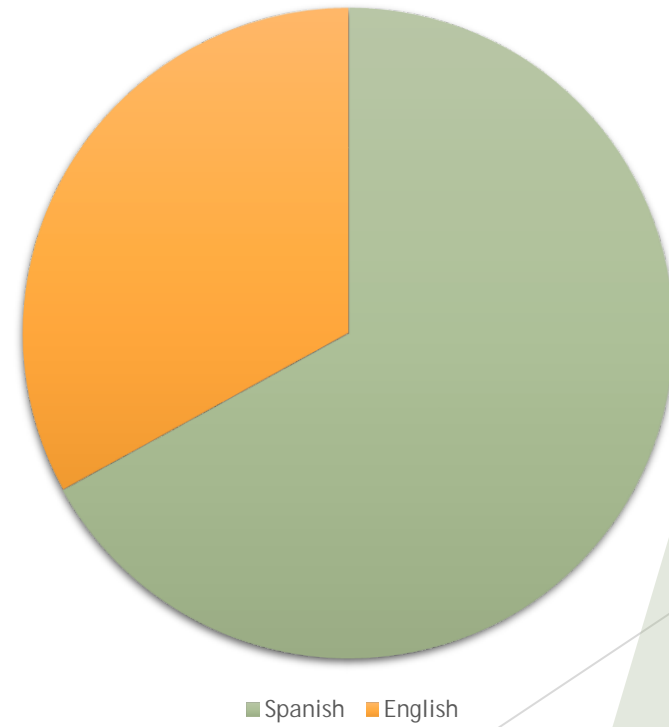
Spanish	6	67%
English	3	33%



■ Spanish ■ English

Mammoth Lakes: Caretaker Language

Spanish	6	67%
English	3	33%



Thank You

Discussion/
Questions?